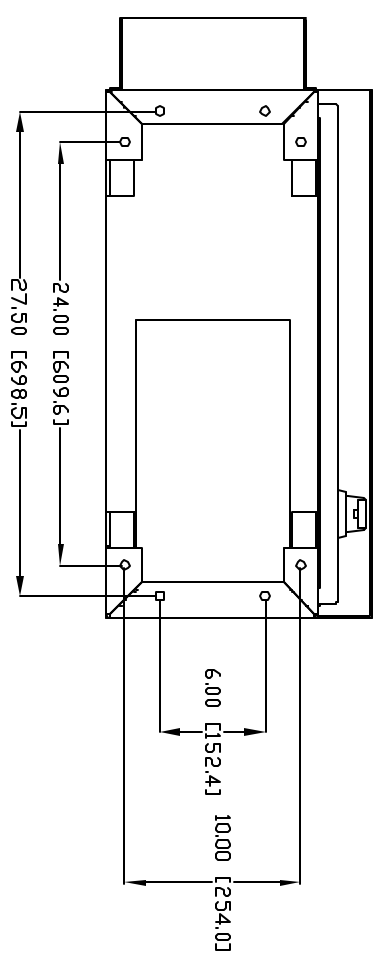
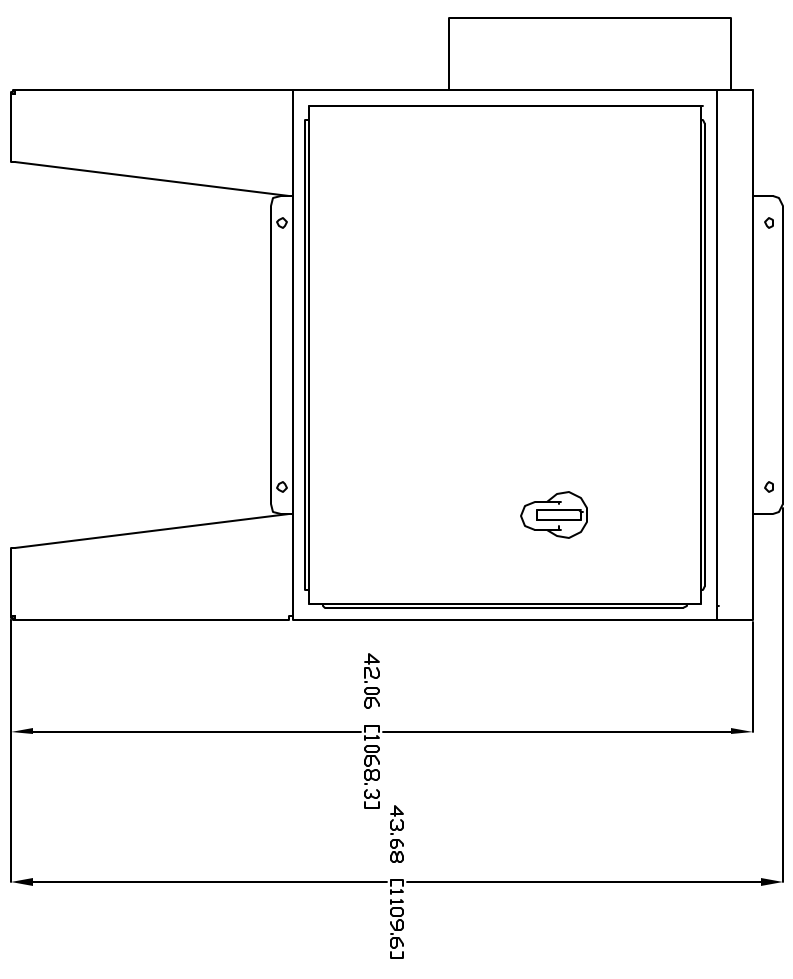

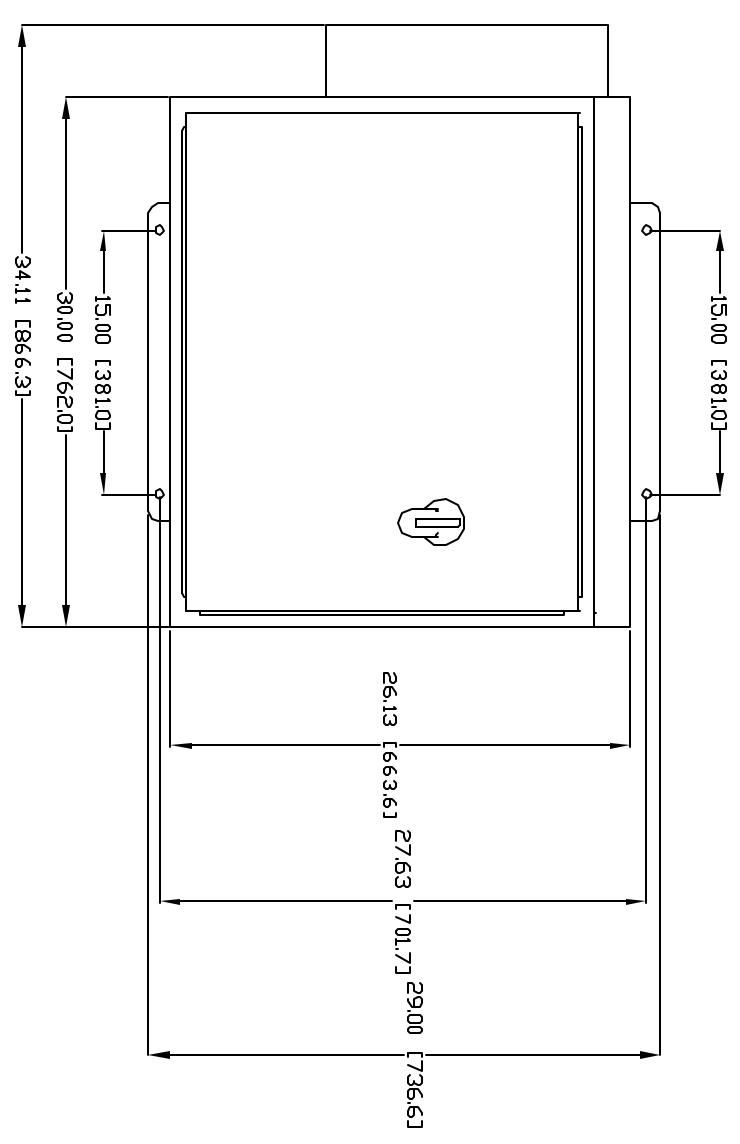


REV	DESCRIPTION	BY	DATE	CHK
A	INITIAL PRODUCTION	VH	7/1/2002	VH
B	CONFIRM	VH	7/1/2002	VH
C	CONFIRM	VH	7/1/2002	VH

2.000 1.4.1.000 04-00009



FOOT MOUNT



WALL MOUNT

A B C D 8 7 6 5 4 3 2 1

ACTIVE DIMENSIONS AND DIMENSIONS SHALL BE GIVEN TO THE NEAREST .005 INCH (0.127 MM) UNLESS OTHERWISE SPECIFIED. DIMENSIONS IN PARENTHESES ARE FOR INFORMATION ONLY AND SHALL BE USED FOR REFERENCE ONLY. DIMENSIONS IN PARENTHESES ARE FOR INFORMATION ONLY AND SHALL BE USED FOR REFERENCE ONLY. DIMENSIONS IN PARENTHESES ARE FOR INFORMATION ONLY AND SHALL BE USED FOR REFERENCE ONLY.

LAST DIMENSION SPECIFIED SHALL BE THE DIMENSION TO WHICH THE PART SHALL BE MANUFACTURED. ALL DIMENSIONS IN ANGLES SHALL BE TO UNLESS OTHERWISE SPECIFIED. ANGLES: ±15°

THIRD ANGLE PROJECTION  
 THIRD ANGLE PROJECTION  
 SEE NOTES  
 SEE NOTES  
 SEE NOTES

DD NOT SCALE  
 DRAWING

APPROVALS  
 VH  
 DATE  
 7/1/2002

REV  
 C  
 DATE  
 7/1/2002  
 SIZE  
 D  
 TITLE  
 SUBMITTAL DRAWING  
 OUTLINE  
 GENSTART STARTING MODULE  
 60604-AP  
 SCALE  
 NONE  
 SHEET  
 1 OF 1