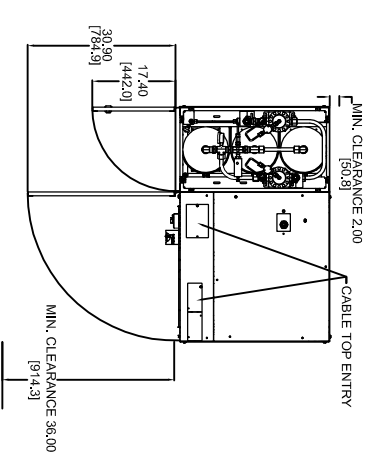
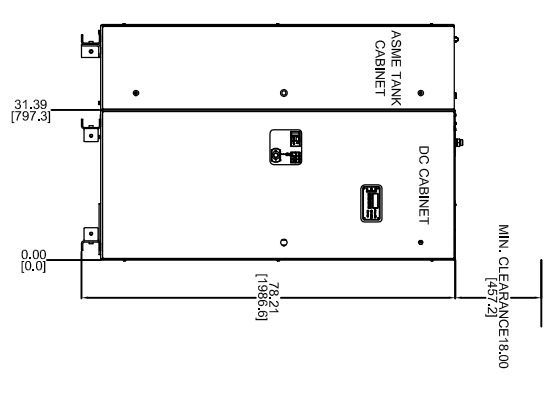


NOTES:
 1) SKINS ONLY ON OUTER CABINETS, NONE ARE ATTACHED BETWEEN CABINETS IN AN IN-LINE SYSTEM.

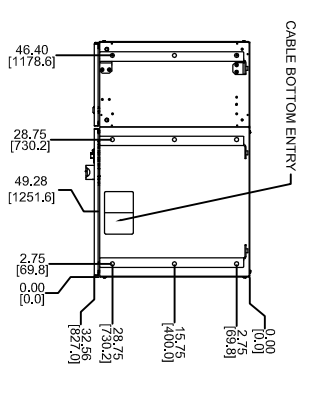
REV	DESCRIPTION	BY	DATE	APPR
A	PILOT RELEASE ECN #			



TOP VIEW



FRONT ELEVATION



SECTION AAA

PRELIMINARY - FOR INFORMATION ONLY, NOT FOR CONSTRUCTION.

ACTIVE POWER, INC. CONFIDENTIAL. THIS DOCUMENT AND THE INFORMATION CONTAINED HEREIN ARE CONFIDENTIAL AND NOT TO BE COPIED OR REPRODUCED IN ANY MANNER WITHOUT THE EXPRESS WRITTEN CONSENT OF ACTIVE POWER, INC.	UNLESS OTHERWISE SPECIFIED, ALL DIMENSIONS IN INCHES & KILOGRAMS. TOLERANCES ARE: .XX: ±.03 .XXX: ±.010 ANGLES: ±.5°	DO NOT SCALE DRAWING		TITLE Active Power® AUSTIN TEXAS OUTLINE, COOLAIR DC, 1.5 MIN., 80KW	
		THIRD ANGLE PROJECTION	MATERIAL SEE NOTES	FINISH SEE NOTES	APPROVALS JLS DATE 10/14/05