

Photograph may show optional equipment

CAWB – WEATHERPROOF ENCLOSURES

These weatherproof, factory installed enclosures incorporate internally mounted critical level silencers, designed for safety and aesthetic value on fabricated steel skidbases on diesel models. Optional UL listed tanks are available. These enclosures are of extremely rugged construction to withstand exposure to the elements of weather and rough handling common on many construction sites. They are designed on modular principles with many interchangeable components permitting on-site repair.

Note: Options FSS1, FSS2, FSS5 and FSS6 (fuel level alarms) are not available on non-UL "B Series" base tanks.

FEATURES

ROBUST/HIGHLY CORROSION RESISTANT CONSTRUCTION

- Black zinc die cast hinges tested and proven to withstand extreme conditions of corrosion
- Zinc plated or stainless steel fasteners
- Body made from steel components treated with polyester powder coating

EXCELLENT ACCESS

- Large cable entry area for installation ease
- Doors located convenient to controls and service areas
- Double doors on both sides
- Vertically hinged doors allow 180° opening rotation
- "Lift-off" doors, removable with 45° opening in confined locations
- Lube oil and coolant drains piped to exterior of enclosure and terminated with drain valves
- Radiator fill cover

SECURITY AND SAFETY

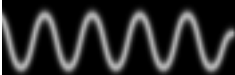
- Lockable access doors with standard key utilization
- Cooling fan and battery charging alternator fully guarded
- Fuel fill can only be reached via lockable access doors (only provided when optional fuel tank is ordered)
- Exhaust silencing system totally enclosed for operator safety
- Roof outlet exhaust with sealed roof aperture and rain cap
- Stub-up cover sheets for "rodent proofing"

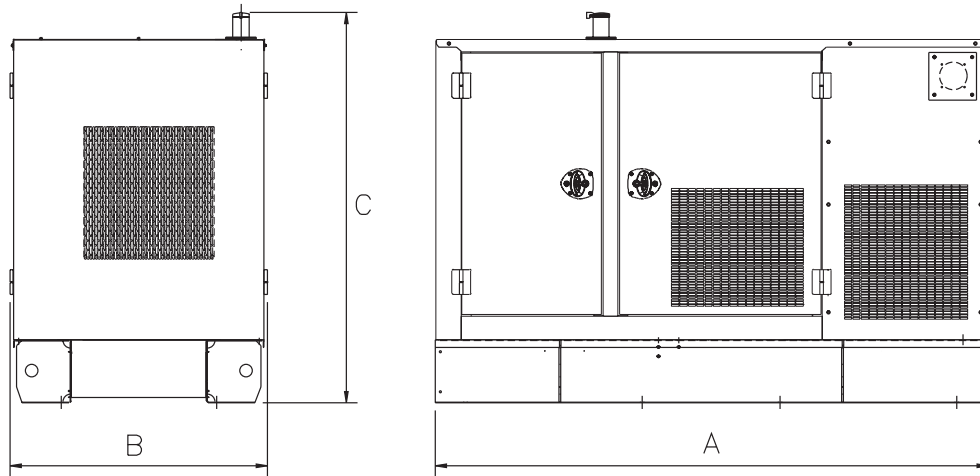
TRANSPORTABILITY

- Lifting points on baseframe
- Optional tested and certified single point lifting facility

OPTIONS

- PVW2 Panel Viewing Window for CAWB
- CSB2 External Emergency stop push button (red) mounted flush on exterior enclosure wall
- FTP Integral metal fuel tank

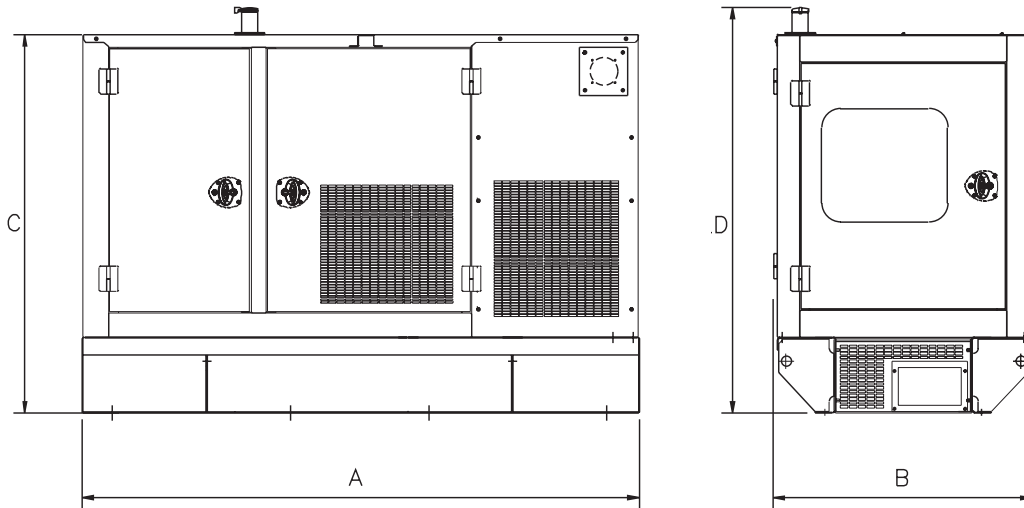




**FSK SKIDBASE WITH CAWB WEATHERPROOF ENCLOSURE
GENERATOR DIMENSIONS**

| Generator Set Model | Length A in (mm) | Width B in (mm) | Height C in (mm) | Weight* lbs (kg) |
|------------------------|---------------------|--------------------|---------------------|---------------------|
| D20P1, D25P1 | 73.4 (1885) | 36.3 (923) | 59.4 (1510) | 1683 (785) |
| D25P4 | 86.9 (2208) | 40.5 (1029) | 61.3 (1558) | 2189 (995) |
| D30P6 | 86.9 (2208) | 40.5 (1029) | 61.3 (1558) | 2211 (1005) |
| D30P3 | 85.7 (2178) | 36.3 (923) | 61.2 (1555) | 2341 (1062) |
| D40P3 | 85.7 (2178) | 36.3 (923) | 61.2 (1555) | 2385 (1082) |
| D40P4 | 86.9 (2208) | 40.5 (1029) | 61.3 (1558) | 2332 (1060) |
| D50P3 | 85.7 (2178) | 36.3 (923) | 61.2 (1555) | 2530 (1148) |
| D50P4 | 86.9 (2208) | 40.5 (1029) | 61.3 (1558) | 2409 (1095) |
| D60P3 | 85.7 (2178) | 36.3 (923) | 61.2 (1555) | 2619 (1188) |
| D60P4 | 86.9 (2208) | 40.5 (1029) | 61.3 (1558) | 2519 (1145) |
| D75P3 | 85.7 (2178) | 36.3 (923) | 61.2 (1555) | 2760 (1252) |
| D80P4, D100P4 | 102.4 (2600) | 44.4 (1128) | 63.8 (1637) | 2999 (1360) |
| D90P1, D100P1 | 115.5 (2934) | 44.4 (1128) | 71.3 (1810) | 4618 (2099) |
| D125P1, D125P2, D150P1 | 115.5 (2934) | 44.4 (1128) | 71.0 (1803) | 5001 (2273) |
| D150P6 | 129.5 (3290) | 51.4 (1305) | 71.9 (1978) | 5889 (2672) |
| D200P4 | 129.5 (3290) | 51.2 (1300) | 77.9 (1978) | 5889 (2672) |
| D20P1S, D25P1S | 73.4 (1865) | 36.3 (923) | 59.4 (1510) | 1804 (820) |
| D25P4S | 86.9 (2208) | 40.5 (1029) | 61.3 (1558) | 2189 (995) |
| D30P3S | 85.7 (2178) | 36.3 (923) | 61.2 (1555) | 2341 (1062) |
| D30P4S | 86.9 (2208) | 40.5 (1029) | 61.3 (1558) | 2211 (1005) |
| D40P3S | 85.7 (2178) | 36.3 (923) | 61.2 (1555) | 2496 (1132) |
| D40P4S | 86.9 (2208) | 40.5 (1029) | 61.3 (1558) | 2332 (1060) |
| D50P3S | 85.7 (2178) | 36.3 (923) | 61.2 (1555) | 2617 (1187) |
| D50P4S | 86.9 (2208) | 40.5 (1029) | 61.3 (1558) | 2365 (1075) |
| D60P3S | 85.7 (2178) | 36.3 (923) | 61.2 (1555) | 2760 (1252) |
| D60P4S, D75P4S | 102.4 (2600) | 44.4 (1129) | 63.8 (1637) | 2999 (1360) |
| D90P4S, D100P4S | 102.4 (2600) | 44.4 (1129) | 63.8 (1637) | 2999 (1360) |
| D75P1S | 94.7 (2406) | 37.4 (948) | 61.5 (1563) | 2772 (1260) |
| D90P1S | 115.5 (2934) | 44.4 (1129) | 71.3 (1810) | 4618 (2099) |
| D100P1S | 115.5 (2934) | 44.4 (1129) | 71.3 (1810) | 4836 (2198) |

* Net weight with lube oil and coolant, no fuel, quoted for the largest model in range.



CAWB — WEATHERPROOF ENCLOSURES DIMENSIONS AND WEIGHTS (with non-UL listed base tanks)

| Generator Set Model | A in (mm) | B in (mm) | C in (mm) | D in (mm) | Fuel Capacity US Gal (L) | Weight* lb (kg) |
|------------------------|--------------|--------------|--------------|--------------|-----------------------------|--------------------|
| D20P1, D25P1 | 73.1 (1856) | 36.3 (923) | 61.4 (1560) | 57.1 (1450) | 28.8 (109) | 1750 (794) |
| D25P4 | 86.9 (2208) | 39.4 (1000) | 63.3 (1608) | 59.1 (1500) | 43.6 (165) | 2313 (1065) |
| D30P6 | 86.9 (2208) | 39.4 (1000) | 63.3 (1608) | 59.1 (1500) | 43.6 (165) | 2365 (1075) |
| D30P3 | 85.5 (2171) | 36.3 (923) | 63.4 (1610) | 59.1 (1502) | 43.6 (165) | 2321 (1053) |
| D40P3 | 85.5 (2171) | 36.3 (923) | 63.4 (1610) | 59.1 (1502) | 43.6 (165) | 2366 (1073) |
| D40P4 | 86.9 (2208) | 39.4 (1000) | 63.3 (1608) | 59.1 (1500) | 43.6 (165) | 2486 (1130) |
| D50P3 | 85.5 (2171) | 36.3 (923) | 63.4 (1610) | 59.1 (1502) | 43.6 (165) | 2476 (1123) |
| D50P2 | 86.9 (2208) | 39.4 (1000) | 63.3 (1608) | 59.1 (1500) | 43.6 (165) | 2563 (1165) |
| D60P3 | 85.5 (2171) | 36.3 (923) | 63.4 (1610) | 59.1 (1502) | 43.6 (165) | 2564 (1163) |
| D60P4 | 86.9 (2208) | 39.4 (1000) | 63.3 (1608) | 59.1 (1500) | 43.6 (165) | 2673 (1215) |
| D75P3 | 85.5 (2171) | 36.3 (923) | 63.4 (1610) | 59.1 (1502) | 43.6 (165) | 2674 (1213) |
| D80P4, D100P4 | 102.4 (2600) | 44.4 (1129) | 63.8 (1637) | 50.8 (1290) | 79.3 (300) | 3164 (1435) |
| D90P1, D100P1 | 115.5 (2934) | 44.4 (1128) | 73.2 (1859) | 67.7 (1720) | 77.9 (295) | 4895 (2221) |
| D125P1, D125P2, D150P1 | 115.4 (2934) | 44.4 (1128) | 73.2 (1859) | 67.7 (1720) | 77.9 (295) | 5182 (2351) |
| D200P3 | 129.5 (3290) | 51.4 (1305) | 78.0 (1978) | 72.9 (1852) | 145.3 (550) | 5834 (2647) |
| G30F3, G40F3, G50F3 | 86.7 (2202) | 39.4 (1000) | 56.3 (1430) | 60.6 (1540) | N/A | 2028 (920) |
| G60F3 | 103 (2615) | 43.3 (1100) | 59.5 (1510) | 64.4 (1635) | N/A | 2716 (1232) |
| G80F3, G100F3 | 103 (2615) | 43.3 (1100) | 59.5 (1510) | 64.4 (1635) | N/A | 2939 (1333) |
| G125G1 | 103 (2615) | 43.3 (1100) | 59.5 (1510) | 64.4 (1635) | N/A | 3556 (1613) |

* Net weight with lube oil and coolant, no fuel, quoted for the largest model in range.

**CAWB — WEATHERPROOF ENCLOSURES
DIMENSIONS AND WEIGHTS (with non-UL listed base tanks)**

| Generator Set Model | A in (mm) | B in (mm) | C in (mm) | D in (mm) | Fuel Capacity US Gal (L) | Weight* lb (kg) |
|--|--------------|--------------|--------------|--------------|-----------------------------|--------------------|
| D20P1S, D25P1S | 73.1 (1856) | 36.3 (923) | 61.4 (1560) | 57.1 (1450) | 28.8 (109) | 1871 (849) |
| D25P4S | 86.9 (2208) | 39.4 (1000) | 63.3 (1608) | 59.1 (1500) | 43.6 (165) | 2343 (1065) |
| D30P3S, | 85.5 (2171) | 36.3 (923) | 63.4 (1610) | 59.1 (1502) | 43.9 (165) | 2321 (1053) |
| D30P4S | 86.9 (2208) | 39.4 (1000) | 63.3 (1608) | 59.1 (1500) | 43.6 (165) | 2365 (1075) |
| D40P3S, | 85.5 (2171) | 36.3 (923) | 63.4 (1610) | 59.1 (1502) | 43.9 (165) | 2476 (1123) |
| D40P4S | 86.9 (2208) | 39.4 (1000) | 63.3 (1608) | 59.1 (1500) | 43.6 (165) | 2486 (1130) |
| D50P3S, | 85.5 (2171) | 36.3 (923) | 63.4 (1610) | 59.1 (1502) | 43.9 (165) | 2564 (1163) |
| D50P4S | 86.9 (2208) | 39.4 (1000) | 63.3 (1608) | 59.1 (1500) | 43.6 (165) | 2519 (1145) |
| D60P3S | 85.5 (2171) | 36.3 (923) | 63.4 (1610) | 59.1 (1502) | 43.9 (165) | 2674 (1213) |
| D60P4S, D75P4S, D90P4S, D100P4S | 102.4 (2600) | 44.4 (1129) | 63.8 (1637) | 50.8 (1290) | 79.3 (300) | 3319 (1505) |
| D75P1S | 94.7 (2406) | 37.4 (948) | 63.7 (1617) | 59.1 (1502) | 61.3 (232) | 2882 (1310) |
| D90P1S | 115.5 (2934) | 44.4 (1128) | 73.2 (1859) | 67.7 (1720) | 77.9 (295) | 4800 (2177) |
| D100P1S | 115.5 (2934) | 44.4 (1128) | 73.2 (1859) | 67.7 (1720) | 77.9 (295) | 5018 (2276) |
| G30F3S, G35F3S | 86.7 (2202) | 39.4 (1000) | 56.3 (1430) | 60.6 (1540) | N/A | 2028 (920) |
| G45F3S | 86.7 (2202) | 39.4 (1000) | 56.3 (1430) | 60.6 (1540) | N/A | 2138 (970) |
| G55F3S | 103 (2615) | 43.3 (1100) | 59.5 (1510) | 64.4 (1635) | N/A | 2804 (1272) |
| G75F3S | 103 (2615) | 43.3 (1100) | 59.5 (1510) | 64.4 (1635) | N/A | 2939 (1333) |
| G100F3S | 103 (2615) | 43.3 (1100) | 59.5 (1510) | 64.4 (1635) | N/A | 3336 (1513) |

www.CAT-ElectricPower.com

© 2005 Caterpillar
All rights reserved.
Printed in U.S.A.